

TEACHING SESSION PROVISION

The undergraduate medical course has priority use of the Anatomy Laboratory; however we are pleased to contribute anatomical teaching to other courses and programmes where we can. This will obviously depend on the availability of the facility as well as staff, many of whom are heavily engaged in biomedical research. If you are interested in requesting a teaching session you must fill in a session proposal proforma so that we can assess the feasibility of your request. There will be a breakdown of applicable charges available upon request.

THE ANATOMY TEAM

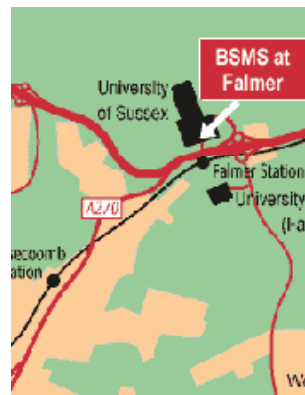
The anatomy teaching team consists of the Head of Anatomy (Professor Darrell Evans), other anatomy faculty (Dr Andrew Dilley and Dr Ricardo Governo), the anatomy prosector (Miss Tracy Cuffe), and the PA to the Head of Anatomy (Miss Lisa Costick) as well as a team of junior and senior demonstrators, who are medical students and foundation doctors respectively. Need to contact us about a session?

Lisa Costick: 01273 877890
l.m.costick@bsms.ac.uk

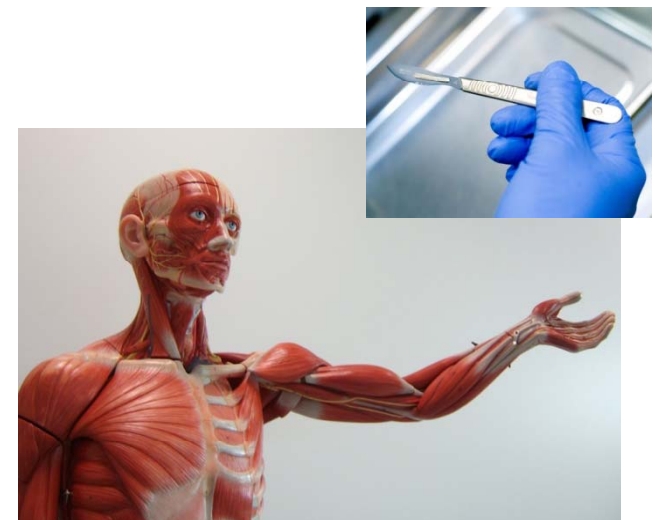
Tracy Cuffe: 01273 877810
t.cuffe@bsms.ac.uk

OUR LOCATION

The Anatomy Laboratory is located within the Medical School Teaching Building on the University of Sussex campus in Falmer, approx. 4 miles (6 km) north east of Brighton city centre. The campus is situated adjacent to the A27 and has immediate access to Falmer Rail Station which is served by trains from Brighton and Lewes. There is also a good bus network from Brighton.



THE ANATOMY LABORATORY



WELCOME

Welcome to the anatomy facility at Brighton and Sussex Medical School. The Anatomy Laboratory is located in the Medical Teaching Building on the University of Sussex Campus and was opened in 2003. The facility includes a fully equipped state-of-the-art anatomy dissecting room.



TEACHING ANATOMY AT BSMS




The focus of the Anatomy Laboratory's use is the undergraduate medical curriculum, where dissection is the corner stone of the anatomical teaching. In addition we help to deliver anatomy teaching as part of a number of other undergraduate and postgraduate courses as well as professional training programmes.

LICENSING ANATOMICAL EXAMINATION



The Anatomy Laboratory is licensed under The Human Tissue Act 2004, regulated by the Human Tissue Authority. The licence holder is the Registrar of the University of Sussex and

the day-to-day responsibilities for the licence reside with the 'Designated Individual' (DI), currently Professor Darrell Evans. Tracy Cuffe (prosector) and Lisa Costick (PA to Professor Evans) are the 'Persons Designate' on the licence. All procedures carried out within the facility are governed by HTA regulations and these are strictly enforced. The facility is fully secure and is under the protection of CCTV.



THE ANATOMY LABORATORY FACILITIES



The facility includes the main dissecting room, a preparation room that can also be used for small group teaching, a student/course participant changing area, an office and a staff changing area with toilets and shower. The dissecting room is fully fitted with a range of audio-visual equipment and has an interactive Smartboard. We can accommodate up to 50 participants depending on the type of course required. We



provide all the gowns, gloves and safety glasses for each session. In addition to dissection based material the Anatomy Laboratory has a wide range of models, skeletal material and access to a range of imaging techniques.

ADDITIONAL FACILITIES

A number of the courses run in the Anatomy Laboratory also make use of some of the other high quality facilities in the Medical School Teaching Building. These include a suite of AV equipped seminar rooms (holding 18-35), a 240 seat lecture theatre with disabled access, and an area within the atrium for serving coffees, teas and lunches. The use of these facilities is at an extra cost and based on whole-day and half-day usage.

