

Birmingham Institute of
Art and Design



School of Jewellery

Summer School
Short Courses
2012




Welcome to the School of Jewellery

The School of Jewellery is positioned within the Faculty of Birmingham Institute of Art and Design at Birmingham City University (BCU). Behind its 1890's façade, this unique facility offers an outstanding contemporary environment in which to learn and study. In addition to a full programme covering all aspects of jewellery, silversmithing, horology and gemmology, the School has an enviable range of traditional and cutting edge equipment and technology and it is the largest School of its kind in Europe.

We hope you will join us here at BCU on one of our exciting Summer Short Courses.

Professor Jack Cunningham PhD
Head of the School of Jewellery



Lauren Tidd

Welcome to our 2012 Short Courses Programme

We are delighted to launch this year's selection of courses at Birmingham City University's renowned School of Jewellery, based in the heart of the historic Jewellery Quarter.

Short courses are a very important part of the School's wide portfolio of education and training. They offer the opportunity to anyone involved in the jewellery world or other creative industries to learn highly specialised techniques and approaches in a relatively short time frame. In keeping with our reputation we have once again engaged some of the very best tutors from industry and academia.

Please refer to the programme for further information about each course. Due to the intensive and specialist practical nature of the courses student places are limited to between six and ten students per course, therefore we suggest you reserve your place early to avoid disappointment.

We are proud of the School's tradition of training for the jewellery industry which dates back to 1890, and we hope that you will find a course from our programme which inspires you to participate. We look forward to welcoming you to the School of Jewellery.

Gay Penfold

Manager, Jewellery Industry Innovation Centre

We are here to help you achieve your ambitions. If you find one of our courses inspires you and you need advice about its suitability for your particular training needs, please contact me.

Dawn Meaden-Johnson

Short Course Co-ordinator

Tel: 0121 248 4584 Mon/Tue/Thurs



Antique Jewellery Revealed

David Byrne

Course fee £270 / 16 & 17 July 2012

This two day introductory course will give you a fascinating insight into jewellery types and styles from the late 18th century through to the mid-20th century. Focusing on affordable everyday jewellery of each period, you will learn key information for dating jewellery on stylistic grounds, this will involve discussing diamond cuts, gemstone types, hallmarks and the jewellery construction techniques used in these historical periods. In addition, part of the course will be devoted to discussing methods used for the identification of fakes and reproductions and the current price, both at auction and in the antique market.

This course may be of interest to antiques enthusiasts or those working in the jewellery, pawnbroking or antiques trades. No prior knowledge of antiques is required. You should bring along one piece of antique jewellery for discussion during the course if you have one.

David Byrne originally studied at the School of Jewellery in Birmingham, he has a Retail Jewellery Diploma and became a Fellow of the Gemmological Association in 1990. David is a member of the Institute of Registered Valuers (IRV) and he currently works as an independent jewellery valuer for local Auction Houses as their antique jewellery and silver valuer. He also provides expert insurance valuations for modern jewellery retailers. David has extensive trade knowledge from working in the jewellery trade for many years and he also teaches at the School of Jewellery on courses requiring his area of expertise.

Bespoke Training Option Anodised Aluminium Colouring

Course fee per option £425

(Up to 2 persons)

Date to suit you: Subject to tutor availability

Option 1: Introduction Day

Samantha Chilton will begin this day by briefly explaining the anodising process so that you can consider how colour can be applied to best effect, then with tutor guidance you will explore how a pre-anodised aluminium sheet can be decorated in a variety of ways to create stunning colour, pattern or texture effects. Forming is not included.

Option 2: Intermediate Day

On this one day course you will obtain one-to-one tuition tailored to your specific need, from specialist tutor Samantha Chilton.

Additional training days can be also be added, please contact us for a quotation.



Bead/Pearl Threading & Knotting: An Introduction

Maggie Lambert

Course fee £355 / 23-25 July 2012

This fun, informal three day course will provide you with a wealth of ideas for creating different styles of beaded jewellery. Starting with the basics you will explore knotting, stringing and re-threading techniques using a bead board provided (which you will take home), you will also practise techniques for making an endless necklace without a snap, the use of crimps and fastenings for strung jewellery and discuss assembly ideas for various types of jewellery. By the end of the course you will have made a simple beaded necklace of your own design. You will need to bring along a small selection of materials such as your own choice of beads/pearls, coloured threads, clasps and some needles, full details and supplier information will be provided prior to the course and the tutor will also have available a small selection of additional materials for purchase. This course is an ideal starting point for those who would like to begin making jewellery without the use of traditional jewellery making techniques.

Maggie Lambert worked for five years at Cartier in Bond Street and Garrards the Crown Jewellers, she has extensive experience and has been commissioned to make jewellery for many prestigious clients.

Maggie regularly teaches on the School's short course programme.



Hannah Nielsen

Bespoke Training Option CAD: 3D Scanning Introduction Day

Course fee £425

Date to suit you: Subject to tutor availability

Gain practical knowledge about the Roland LPX600 and Cimcore Infinite Arm scanning systems to obtain hands-on experience of exciting new 3D technology. During this one day course you will discover how to scan and manipulate real-world objects and collect data on their shapes using laser technology to replicate single components and learn how to successfully reduce or increase the scale using Computer Aided Design (CAD) to produce a computer file suitable for building a model for casting. No previous knowledge of CAD is required.

Additional training days can also be added, please contact us for a quotation.

Bespoke Training Option CAD Training Day

Course fee £425 (Up to 2 persons)

Date to suit you: Subject to tutor availability

On this one day computer aided design course you will obtain one-to-one tailored tuition at any skill level on any of the following CAD software options;

- Artcam Jewelsmith
- Jewelcad
- Rhino
- Solidworks.

Additional training days can also be added, please contact us for a quotation.

CAD Rhino: An Introduction

Paul Yeomans

Course fee £330 / 30 July-1 August 2012

Familiarise yourself with a reasonably priced Computer Aided Design (CAD) software package suitable for jewellers and other creative industries. During this three day course you will cover the creation of 2D lines and curves to produce 3D surfaces and solid models for client presentation, digital model making and/or manufacture. You will concentrate on common and industry specific modelling techniques to generate a true 3D representation of your design and you will build your skills using step-by-step practical tutorials and tutor guidance. No previous CAD experience is necessary.

Paul Yeomans is a CAD/CAM technologist at the Jewellery Industry Innovation Centre who specialises in Rhino Software, which also involves undertaking a wide variety of new product development work. Prior to joining the team over five years ago he worked as a CAD technician in industry. Paul also teaches at the School of Jewellery on specialised CAD and Rapid Prototyping courses.



Cynthia Eid

Creative Metal Forming with the Hydraulic Press

Cynthia Eid

Course fee £525 / 2-6 July 2012

Combining hydraulic press forming with surface enrichment techniques can produce limitless possibilities. During this inspiring five day course you will explore the design and form capabilities of the hydraulic press. Beginning with hydraulic press safety and care, you will then learn how to use anticlastic and freeform tools and discover how to take advantage of the various thicknesses and durometers of urethane for effective and creative embossing and forming. You will make and use your own embossing and silhouettes dies, and learn methods for making a split silhouette die and a reversible silhouette die to create hollow forms (matching forms can be soldered together). You will also discover how deep draw tools transform a flat disc into a cylindrical vessel quickly. Cynthia Eid will show samples of the variations and possibilities for each of the techniques and demonstrations will alternate with time for hands-on work. This course is process-oriented, rather than project-based and you will be encouraged to practice each technique after the demonstration, however you will also be able to work on your own project if you wish. This workshop is suitable for those with basic metalsmithing skills and trade professionals.

Cynthia Eid is an internationally recognised metalsmith based in the USA, who has been hammering and forming metal for over 40 years. She has worked primarily in Argentium Silver since 2000, which she forms through the creative use of hammers or a hydraulic press. Cynthia is the author of a 2005 technical guide to Argentium Silver for SNAG (Society of North American Goldsmiths), a technical guide for customers offered by well-known trade supplier Rio Grande, and has also had an article published in *Art Jewelry* magazine.

Creative Microfolding, Foldforming & Argentium Silver

Cynthia Eid

Course fee £525 / 9-13 July 2012



Cynthia Eid

Microfolding (corrugation) and foldforming offer endless possibilities for creativity through texturing and forming, resulting in light but strong forms. Corrugation and forming make thin metal stronger and when fold forming techniques are combined with corrugated metal, the metal is “microfolded”. These techniques are conducive to spontaneity, creativity, and innovation, since forms can be made quickly. During this exciting course, Cynthia Eid will demonstrate the techniques and textural possibilities of manipulation with pliers, fingers, rolling mills, and hammers. Combining the design and structural possibilities of fold forming and microfolding with the advantages of Argentium Silver can create unique, light, strong, three-dimensional jewellery, because this new sterling silver alloy does not firestain, is highly tarnish resistant, fuses beautifully, and can be hardened at kitchen oven temperatures. This workshop will comprise of demonstrations of microfolding and fold forming with Argentium Silver techniques. After each demonstration you will practise the techniques shown and experiment in copper alloys provided, finally you will design and create finished jewellery and objects in Argentium Silver, which you will be required to purchase locally with tutor guidance. This course is appropriate for jewellers, silversmiths, enamellists, and imaginative, innovative metal artists. In order to obtain the maximum benefit from the course, you will need to know how to use basic jewellery hand tools.

Cynthia Eid is an internationally recognised metalsmith who has been working with Argentium Silver since 2000. She is the author of the technical guide to Argentium Sterling for well-known trade supplier Rio Grande, and has had articles on Argentium Silver published by the *SNAG* (Society of North American Goldsmiths), and *Art Jewelry* magazine. Cynthia has worked with fold forming since 1996, after studying with Charles Lewton-Brain and her work is included in his seminal book about fold forming.

Colourful Resin Jewellery: Cold Enamel, Mould Making & Casting

Clare John

Course fee £330 / 30 July-1 August 2012

Introduce gorgeous colour easily to your work by using resin, and learn how to produce wonderful cold enamel finishes without the use of expensive machines. Resin is ideal for those working on a small scale. The resins are odourless and you will use two types during the course; Liquid resin for recessed flat pieces and Gel resin for recessed rings and bangles. During the course the tutor will demonstrate how to make moulds from RTV silicone and cast pieces in resin, and you will be able to mix your own colours, embed objects and produce special effects. The tutor will supply plated blanks for you to practise on and you may also bring samples of your work, information about the sample type will be supplied prior to the course. The finishing techniques for both resin types, including cutting back, cleaning and polishing will be covered, as will problem solving.

Clare John has been a practising jeweller for over 30 years and she runs her own successful jewellery business. She specialises in using different forms of resin in her work and she has recently discovered a new supplier of high quality resin products. Clare also uses her extensive knowledge in the use of resin to undertake consultancy and training work in the jewellery and associated industries, as well as occasionally teaching for the School of Jewellery, in her area of expertise. She also designs and writes projects for magazine articles.

Carol Blackburn

Decorative Colourful Bangles: An Introduction to Polymer Clay

Carol Blackburn

Course fee £160 / Wednesday 18 July 2012

This one day informal course will explore the use of Polymer Clay for jewellery by discovering the possibilities for creating a variety of exciting bold bangles with Polymer Clay. During this course you will complete at least one bangle of your own unique design and discover the extraordinary versatility of this material. The tutor will bring samples and show you how you can achieve a dazzling range of colours, patterns and textures with a few basic tools. A Polymer Clay starter kit is included in the course fee. The workshop will suit all levels of ability and is a fascinating introduction to making jewellery in this malleable non-metallic contemporary material.

Carol Blackburn studied textiles at Manchester College of Art and completed her postgraduate studies at the Royal College of Art, she is a London-based designer working mainly in Polymer Clay to create jewellery and vessels. Carol is also the author of *How to Make Polymer Clay Beads*, published by AC Black, she teaches nationally and internationally and she founded the London Polymer Clay Group in 2007.



Bespoke Training Option

Designing for Manufacture with CAD

Course fee £695 (Up to 2 persons)

Date to suit you: Subject to tutor availability

Use this 2 day course to gain invaluable information on the design for manufacture processes and capabilities of Solidworks, which is an industry standard CAD (Computer Aided Design) software.

With tutor guidance you will work on real examples of designing products with a view to manufacture and you will create data files and technical drawings complete with finished dimensions for use in production and inspection. This is a hands-on course and will give you an overview of how CAD can improve your design to manufacture processes. No previous knowledge of CAD is required.

You may split the training session into two separate days if you wish.


Diamond Awareness

Grenville Millington

Course fee £160 / Monday 30 July 2012

See and handle graded diamonds in this exciting one day course developed to help you understand how diamond grades differ. During the course the tutor will explain what is involved in grading polished diamonds for colour, cut and clarity and explain other factors to be considered for grading laboratories written reports. You will be provided with an extensive set of course notes, which you will retain. This course is ideal for those working in the jewellery trade or for diamond and gemmology enthusiasts who require a brief introduction to the grading of polished diamonds. No previous gemmology experience is required.

Grenville Millington has extensive experience as a tutor for the Retail Jewellery Diploma and FGA (Gemmological Association of Great Britain) gemmology courses and was a regular contributor to the FGA's *Gem and Jewellery* magazine. He has run his own independent gem testing and diamond grading business and has broad jewellery trade knowledge and expertise.



Melanie Srulijes

Enamelling: One-Day Introduction

Tamizan Savill

Course fee £160 / Monday 23 July 2012

You will find this course an ideal starting point if you would like to learn how Vitreous Enamel can add vibrant colour to your jewellery. The basic techniques of enamelling will be demonstrated, such as preparation of metals, and firing enamels, including blending and layering colours and some specialised finishes. You will complete a sample piece of enamelling during the course and the tutor will also discuss how you should consider incorporating your ideas for using enamel in a piece of jewellery at the design stage.

Tamizan Savill runs her own jewellery business in Bristol specialising in enamelled work and she has a wide range of teaching experience. She is a member of the Association for Contemporary Jewellery and the British Society of Enamellers. Tamizan has exhibited her work internationally and has completed commissions for Bristol Cathedral and Macrorie House Museum in Maritsburg, South Africa.



Tamazin Savill



Enamelling: Using Pattern & Texture to Create Impact

Tamizan Savill

Course fee £175 / Tuesday 24 July 2012

During this inspiring one day course you will be shown how texturing metal under transparent enamel can give a play of light and sense of depth which enhances the beauty of this lovely medium adding a further dimension to your work. You will complete a number of samples exploring the use of punches, roll printing, fold forming and other techniques to pattern the metal and discover how the use of colour blending and layering, wetpacking, cloisonné wires and foils can increase the vocabulary of patterning. Copper and a small amount of 1mm silver sheet and silver wire will be provided for your use and depending on your progress you may need to make an additional local purchase if required. This course has been designed for those who have some enamelling experience.

Tamizan Savill runs her own jewellery business in Bristol specialising in enamelled work and she has a wide range of teaching experience. She is a member of the Association for Contemporary Jewellery and the British Society of Enamellers. Tamizan has exhibited her work internationally and has completed commissions for Bristol Cathedral and Macrorie House Museum in Maritsburg, South Africa.

Gemmology Basics

Kate Hopley

Course fee £355 / 9-11 July 2012

This course provides a unique and fascinating opportunity for those working in workshops and retail or for gem enthusiasts, to learn basic practical gem identification skills using small standard gem testing equipment such as the 10x lens, polariscope and refractometer. Following the principles set out by the Gemmological Association (Gem*A), you will learn the basic identification skills to help you distinguish between natural, synthetic and imitation gems. It is very much a hands-on course, with all necessary equipment being provided. This course is ideal for use as a stepping stone between the Gem-A's more theoretical Foundation Practical Certificate course or the Gemmology Diploma Course. Course notes will also be provided by the tutor. No previous experience of Gemmology is required.

Kate Hopley has been a Fellow (FGA) of Gem*A (Gemmological Association of Great Britain) since 1996, a holder of the Gem*A's Diamond Diploma (DGA), since 1997,



a correspondence tutor for the Gem*A, and a qualified Graduate Gemmologist (GG) of the GIA (Gemmological Institute of America). She originally studied at the School of Jewellery in Birmingham and has been teaching since 1997, including being their course Director of Gemmology from 2006 to 2011. Kate has completed a course in diamond polishing in Hatton Garden and regularly attends international workshops, and she specialises in training students to FGA and DGA level and achieving a sound track record of student pass rates. She produces and delivers courses to the jewellery trade.

Bespoke Training Option **Gemmology or Diamonds Day**

Course fee £425 (Up to 2 persons)

Date to suit you: Subject to tutor availability

On this one day course you will obtain one-to-one tuition tailored to your specific requirements.

Please note: Due to the large subject matter, additional training days may be needed depending on the depth of knowledge required, alternatively we will advise what is possible to cover in one day from your training request. Additional training days can also be added, please contact us for a quotation.

Bespoke Training Option **Electroforming**

Course fee £480

Date to suit you: Subject to tutor availability

On this one day course, you will obtain one-to-one tuition tailored to your specific need, from Electroforming specialist tutor and author, Leslie Curtis. Additional training days can also be added, please contact us for a quotation.

Gemstones or Glass: What are you buying?

Kate Hopley

Course fee £160 / Tuesday 24 July 2012

Gemstones are fascinating and can captivate potential buyers, this course has been designed especially for those who are interested in buying gemstones, but who have little or no knowledge in this area and need some advice. During the course you will receive basic guidance to ensure that the gemstone you purchase is not simply a piece of glass. Whilst this course does not endeavour to make a Gemmologist of you in one day, it is surprising how much you can learn in this limited amount of time. You will be taught the knowledge and skills needed to know what to look out for and what to avoid when buying gems. This course will prove to be invaluable for anyone whose business or pastime involves the buying of gemstones. No previous experience of Gemmology is required.

Kate Hopley has been a Fellow (FGA) of Gem*A (Gemmological Association of Great Britain) since 1996, a holder of the Gem*A's Diamond Diploma (DGA), since 1997, a correspondence tutor for the Gem*A, a qualified Graduate Gemmologist (GG) and of the GIA (Gemmological Institute of America). She originally studied at the School of Jewellery in Birmingham and has been teaching since 1997, including being their course Director of Gemmology from 2006 to 2011. Kate has completed a course in diamond polishing in Hatton Garden and regularly attends international workshops, and she specialises in training students to FGA and DGA level, achieving a sound track record of student pass rates, and she also produces and delivers courses for the jewellery trade.

Hand Engraving: An Introduction

Robert Campbell Legg

Course fee £330 / 16-18 July 2012

Discover the historic art of Hand Engraving during this three day practical course and learn basic engraving techniques which include tool preparation/safety, holding methods, transfer/tracing out designs and traditional engraving techniques. During the course you will practise the techniques demonstrated on copper plate and discover how various shaped tools produce different patterns or cuts. Hand Engraving improvers may also attend this workshop and work independently on their own project with tutor guidance.

Robert Campbell Legg started his trade experience as an apprentice to WW Allen working as a Hand Engraver and Diesinker for the printing industry, he subsequently trained as a silversmith and jeweller and was also self-employed as a designer maker in London for some years before returning to Birmingham. He has recently retired as a full-time tutor at the School of Jewellery after 23 years service. In addition to teaching he has completed many prestigious commissions including the trophy and trainer's prize for the King George V and Queen Elizabeth Diamond stakes at Ascot. Robert continues to work freelance and presently teaches part-time at the School of Jewellery.

Kate MacAngus



Jewellery: 4-Day Open Workshop

Carlton Campbell

Course fee £395 / 26-29 June 2012

Our four day open workshop has been newly developed to offer you the opportunity to work independently with tutor advice and guidance if required, in one of our specially designed jewellery workshops.

- Undertake your own inspiring new project
- Try out a new technique or *piece of equipment
- Complete a difficult existing project with technical assistance and guidance

You should bring your own precious metals/materials, hand tools and solder. Materials are also available to purchase locally as necessary.

***Important note:** Please advise at the time of booking if you would like a particular piece of equipment in the workshop, so that we can check availability for you. (Bonny Doon Hydraulic Press is not available for this session.)

Beginners: Those with no jewellery making experience that would like to attend this unstructured workshop will discuss a project with the tutor and work independently during the course towards completing a simple piece of jewellery depending on individual ability. Guidance on traditional jewellery making techniques, such as soldering, filing and saw piercing will be available and you may borrow basic hand tools from the School or make a local purchase, a list will be provided.

Carlton Campbell has more than 40 years trade experience as a jewellery moulder, including working for one of the country's leading regalia jewellers who manufacture many bespoke hand-made jewels for large organisations and individuals. His vast industry experience has enabled him to develop courses during the last few years which specialise in instilling confidence and conveying essential practical skills and trade tips to makers, and in addition introductions to trade suppliers, especially useful for those just starting a new jewellery business.

Jewellery Making with Silver for Beginners

Katherine Campbell-Legg

Course fee £395 / 2-5 July 2012

Transforming a piece of silver into a simple piece of jewellery can be a fulfilling and exciting creative process. This informal four day course will introduce you to the traditional techniques and tools used to make jewellery. The aim of this course by demonstrations and step-by-step structured guidance from the tutor, is to instil confidence as you use techniques such as filing, soldering/annealing, sawing/cutting and simple shaping and finishing to create a piece of silver jewellery during the course and to continue making afterwards. You will start by using copper (which has similar working properties to silver) to practise on, then progress to using silver for your final piece. This course is an ideal introduction if you are taking your first steps in jewellery making, however if you are already making bead or wirework jewellery you may prefer our more challenging individual project led Jewellery Making 4-Day Open Workshop course. Copper, a small amount of sheet silver and tools will be provided.

Katherine Campbell-Legg is an established designer maker originally from Glasgow who has worked in Birmingham's prestigious Jewellery Quarter for over fifteen years. During this time she has been developing and perfecting her jewellery and exhibiting in galleries throughout the UK. Katherine has taught regularly at the School of Jewellery for several years and is a member of Centrepiece, a well-known Jewellery Quarter designer maker group.



Ginny Puzey



Jewellery: Catches, Clasps & Clips Masterclass

Richard Witek

Course fee £440 / 16-20 July 2012

One-off commissions often require an individual approach to the design of fastenings and this valuable course has been designed to cover the techniques and methods used in constructing catches, clasps and clips for items such as bracelets, brooches, earrings, necklaces, and cufflinks. Due to the nature of this course it is suitable only for those who have already acquired intermediate level workshop skills. You will be required to provide your own precious metals and supplier information will be provided.

Richard Witek has run his own successful fine jewellery business in the West Midlands for many years; he has more than 30 years of extensive trade experience and industry knowledge as well as a wide range of teaching experience. Richard is often engaged to teach at the School of Jewellery on a variety of courses and projects involving his areas of expertise.

Jewellery: Fine Techniques Masterclass

Richard Witek

Course fee £440 / 23-27 July 2012

This essential course is designed to provide practical understanding and knowledge for those wishing to develop their professional making skills further and it will cover techniques and methods for hand-made jewellery, model making, diamond mounting, and jobbing jewellery. This hands-on course will also include trouble-shooting and demonstrations and it is aimed at the designer/maker, in-house jeweller or model maker, therefore it is essential you have an intermediate or advanced level of skill in order to attend. You will be required to provide your own precious metals, details and supplier information will be provided prior to the course.

Richard Witek has run his own successful fine jewellery business in the West Midlands for many years; he has more than 30 years of extensive trade experience and industry knowledge as well as a wide range of teaching experience. Richard is often engaged to teach at the School of Jewellery on a variety of courses and projects involving his areas of expertise.



Jenny PoonTsz wan


Jewellery: Illustration for Communication

Zoe Phillips

Course fee £160 / Monday 9 July 2012

Communicating your jewellery design ideas is essential for every successful business, whether you need to use illustrations to communicate a commission idea with a customer, accurately explain a technical issue to a trade supplier, promote your design ideas through a portfolio or create a stunning image for a competition entry. This course aims to help you develop your drawing skills, you will be shown how to produce elegant hand-rendered jewellery illustrations of metal and gemstones, how to produce realistic quick and readable sketches and how to produce a drawing for a portfolio or presentation.

Zoe Phillips graduated from the prestigious jewellery course at Edinburgh College of Art. She spent several years as a new product development specialist and designer at the Jewellery Industry Innovation Centre (JIIC) and as a bespoke designer in jewellery retail. Zoe also specialises in coaching jewellery creatives on design, marketing and trend evaluation, in addition to running her own successful fine jewellery business.



Magdalena
Seifert



David Roberts

Jewellery: Essential Product Knowledge

David Byrne FGA, DGA, MIRV

Course fee £270 / 3 & 4th July 2012

This two day course is aimed at those new to jewellery retail or those working in the pawnbroking industry. Faced with the enormous variety, complexity, range of products and higher customer expectations, retailers can lose out if accurate and compelling product information is not confidently communicated to customers. Establishing a good foundation of product knowledge can provide the confidence to firstly determine exactly what your customer's requirements are, then make an informed and convincing sale. Accurate identification of key vintage and new jewellery features can also be crucial to the appraisal process for pawnbrokers in order to avoid costly mistakes. This course aims to provide a sound working knowledge in areas such as hallmarking, diamonds, gemstones and precious metals.

David Byrne originally studied at the School of Jewellery in Birmingham. He has a Retail Jewellery Diploma and became a Fellow of the Gemmological Association in 1990. He is also a member of the Institute of Registered Valuers (IRV) and has been in the jewellery trade for many years. David is now an independent jewellery valuer, currently working for local auction houses as their antique jewellery and silver valuer and he also provides expert insurance valuations for modern jewellery retailers. David also teaches at the School of Jewellery on courses covering his area of expertise.

Palladium Fabrication & Casting Masterclass

Chris Ploof & Linus Drogos

Palladium Alliance International (PAI)

Course fee £275 / 25-27 June 2012

Palladium is lightweight but strong white precious metal recently awarded its own hallmark, it is similar to Platinum but is more affordable, tarnish resistance and does not require plating. This short masterclass will introduce you to Palladium's own distinctive properties and during the course you will fabricate and part cast a simple ring in order to demonstrate and familiarise yourself with the working properties of Palladium. You will gain essential tips of the trade on fabrication, ring sizing, soldering & annealing, setting and acquire vital information about Palladium sprueing and casting methods in addition to safety issues. Advice on designing for Palladium will also be included, as will speciality tools and Palladium specific abrasives. In addition there will be an opportunity for you to discuss your particular problems and issues with the expert tutors and bring along problematic samples of your own work. Students will be able use metal supplied by the PAI and return it or make a purchase of your work from the tutors at the end of the course. This course is suitable for jewellers with fabrications skills who require insight into this relatively new on the market precious metal. The fee for this course has been subsidised by Palladium Alliance International.

Chris Ploof is a USA based award winning and published jeweller specialising in the use of Palladium, he is a double recipient of the Santa Fe Symposium Industry Leader Award and a technical consultant for Palladium Alliance International, educating and disseminating his knowledge of the use of Palladium to the jewellery industry.

Palladium Fabrication & Casting Masterclass continues overleaf →

Emily Richard

Emily Richard

Keum Boo: Embellish Silver with Gold

Katherine Campbell-Legg

Course fee £175 / Tuesday 10 July 2012

Keum Boo is the traditional Korean surface embellishment technique of fusing 24ct gold foil onto silver to add a rich gold colour to your jewellery or vessel. You will explore the simple procedure of this fusing technique which makes an easy and interesting way to add gold to your work. Through demonstration and hands-on experimentation, you will learn the art of making your own gold foil then fusing it into complex forms. A small amount of gold foil will be provided, and depending on your progress you may need to make an additional local purchase if required.

Katherine Campbell-Legg is an established designer maker originally from Glasgow who has worked in Birmingham's prestigious Jewellery Quarter for over fifteen years. During this time she has been developing and perfecting her jewellery and exhibiting in galleries throughout the UK. Katherine has taught regularly at the School of Jewellery for several years and is a member of Centrepiece, a well-known Jewellery Quarter designer maker group.


Bespoke Training option Laser Welding (Rofin)

Course fee £425 (Up to 2 persons)

Date to suit you: Subject to tutor availability.

On this one day course, you will obtain one-to-one tuition tailored to your specific need, from Laser Research Fellow and Jeweller Dr Ann-Marie Carey PhD.

Additional training days can also be added, please contact us for a quotation.



Palladium Fabrication & Casting Masterclass continued:

Chris has his own company Chris Ploof Designs which manufactures Fine Jewellery, Mokumé Gané, Damascus Stainless Steel and Meteorite rings. Chris originally started as an apprentice to a master goldsmith and has also studied and explored large-scale foundry casting, glasswork, machining, silversmithing and blacksmithing techniques.

Linus Drogs began making in 1984 as an apprentice bench jeweller for a jewellery retailer, he worked in both retail and manufacturing jewellery operations before starting his own company AU Enterprises in 1987, which is a trade casting business offering a complete manufacturing operation including CAD, CAM, finishing, setting, and assembly to clients. AU Enterprises also works with one of the largest and most prestigious jewellery operations in the world and Linus often contributes his expertise to numerous research projects relevant to different levels of suppliers world wide. He has attended the Santa Fe symposium for the last 18 years, presenting a paper twice and receiving the distinguished Jewellery Ambassador Award there in 2008 and he specialises in educating and disseminating his knowledge of the use of Palladium to the jewellery industry.

Polishing for Jewellers & Silversmiths: Masterclass

Stephen M Goldsmith

Course fee £375 / 25-27 June 2012

Course places limited to 6

PLEASE NOTE: This course is one of our most popular, please book early to avoid disappointment.

Precision metal polishing, often underrated in the industry is one of the skills that can make or break in minutes, a piece that has taken hours to make. Stephen M Goldsmith, a jewellery and silver polisher with over 36 years experience, will teach you some of the tips and techniques of the trade that will help you improve your skills, enabling you to obtain a more professional finish to your work. You will cover traditional

methods, machinery techniques and look at both the theory behind the methods as well as giving you practical experience. Preparation for a professional finish, hand polishing, burnishing and the use of abrasives will also be covered as will the usage of various tools such as leather, felt, brushes and mops to achieve a variety of finishes. Antique restoration techniques and the care of polished silver are also included. This course is suitable for students with jewellery and silversmithing skills, or those wishing to extend their knowledge from other disciplines such as design and sculpture.

Important notes

- No sample jewellery items will be available for you to practise on, it is essential you bring your own.
- Despite the use of extraction it is inevitable that some dust particles will be in the air and anyone with a medical condition should consult their doctor before reserving a place on this course.

Stephen M Goldsmith began polishing at Rochester College of Art, followed by a four year apprenticeship at C Vander of Hatton Garden. He has worked for Stuart Devlin and Nayler Brothers (Garrards the Crown Jewellers workshop) supervising silversmithing projects. Stephen started his own business in 2003 advising the Royal Army and Buckingham Palace on the care of their special silver pieces, he has worked in the Tower of London Jewel House and is currently working with West End jewellers such as Theo Fennell, Asprey and Garrards. Stephen is a fellow of the Institute of Professional Goldsmiths and has judged the polishing section for Goldsmiths' Craft and Design Council's Awards.



Annie Li

Polishing Platinum & Palladium Masterclass

Stephen Goldsmith

Course fee £175 / Monday 28 June 2012

Course places limited to 6

PLEASE NOTE: This course is one of our most popular, please book early to avoid disappointment.

The polishing techniques for Platinum and Palladium are completely different to traditional precious metals, therefore a different set of rules apply in order to achieve the perfection that customers expect. During this essential one day course, learn how to polish two of the most difficult precious metals. Palladium is a new precious metal which started being hallmarked recently, is expected to become more popular as it offers the look of platinum but not the cost, therefore this is an ideal opportunity to learn a new technique for a new material and Stephen Goldsmith will use his vast trade experience in polishing to reveal the secrets of the ultimate finish to you during the course. You will be required to prepare your items to polish in advance of the course and the tutor will send you instructions regarding this prior to the course, therefore this course is suitable for experienced makers only.

Stephen M Goldsmith began polishing at Rochester College of Art, followed by a four year apprenticeship at C Vander of Hatton Garden. He has worked for Stuart Devlin and Nayler Brothers (Garrards the Crown Jewellers workshop) supervising silversmithing projects. Stephen started his own business in 2003 advising the Royal Army and Buckingham Palace on the care of their special silver pieces, he has worked in the Tower of London Jewel House and is currently working with West End jewellers such as Theo Fennell, Asprey and Garrards. Stephen is a fellow of the Institute of Professional Goldsmiths and has judged the polishing section for Goldsmiths' Craft and Design Council's Awards.



Important notes

- a) No sample jewellery items will be available for you to practise on, it is essential you bring your own platinum and palladium items.
- b) You must bring your own platinum files and paper.
- c) You will also be required to purchase some specialist polishing materials/tools in advance which you will need after the course and you should allow £100 for this, the tutor will provide full details prior to the course.

Silversmithing (Hand-Raising) 4-Day Open Workshop

Samantha Chilton MA

Course fee £395 / 26-29 June 2012


Our four day open workshop has been developed to offer you the opportunity to work independently with tutor advice and guidance if required, in one of our specially designed silversmithing workshops. Those requiring a basic introduction to Silversmithing will take part in a step-by-step guided project with the tutor, making a shallow bowl with a simple base in order to make use of and practise basic silversmithing techniques such as Blocking, Raising, Planishing, Soldering and Annealing. You may borrow basic hand tools from the School or make a local purchase, a list will be provided prior to the course.

Experienced silversmiths may work independently on their own hand-raising project and they are welcome to join demonstration sessions provided by the tutor for those at beginner's level, which will cover basic silversmithing techniques. This open workshop is for those wishing to practise hand-raising only, one-to-one tuition on associated silversmithing equipment such as the (a) Press, (b) Lathe or (c) Milling machine is not included in the course fee for open workshop days, however you may under separate cover, reserve a bespoke three hour one-to-one tutorial session during the 26-29 July on any of the equipment mentioned above (a, b, c), at an additional subsidised cost of £120*.

*This price is available only to those attending the 4-day open workshop, session dates/times are subject to tutor availability.

Samantha Chilton has been working in jewellery, silversmithing and creative industries for over 25 years, and has been involved in all areas of the creative process, ranging from design through to final manufacture. Samantha is a School of Jewellery graduate silversmith and jeweller who also specialises in the application and finishing processes of materials such as decorative anodised aluminium, coloured titanium and patinated metals. She regularly teaches at the School of Jewellery and works at the Jewellery Industry Innovation Centre as a specialist in the areas of surface finishing technologies and applications which involves her undertaking a wide variety of new product development work, research, consultancies, and training. Samantha recently designed and taught a bespoke silversmithing course to a group of USA designers.

Additional 3 hour Bespoke Equipment tutorial session £120*. Please advise your preferred time slot. *This price is available only to those attending the 4-day open workshop, session dates/times are subject to tutor availability.



Stonesetting: An Introduction

Nigel Yates

Course fee £495 / 2-6 July 2012

This popular introductory course is designed for those who have little or no experience of stonesetting who wish to learn basic styles of Channel, Claw, Rub-Over and other settings, along with essential tool preparation and maintenance. Your course fee includes a set of nine cast silver rings of various styles with appropriate cubic zirconium stones, which you will work on and practise setting during the course, by the end of the week you will have set stones into a variety of settings that you will be able to take home. Additional stonesetting kits may be purchased if desired at a cost of £80. You will be required to bring your own hand tools, a list will be provided prior to the course. This course does not cover making mounts for stones; this is an entirely different skill using traditional jewellery making techniques which are covered in our Jewellery: Fine Techniques short course. Due to the intensity of this course student places are limited to nine.

Nigel Yates has been working in the jewellery industry and Birmingham's Jewellery Quarter since 1984, specialising in stonesetting and laser welding. He has extensive trade knowledge and expertise and he carries out private and trade commissions, and regularly teaches specialised short courses.



Portia Bartlett

Stonesetting: Improve Your Techniques

John Russell

Course fee £495 / 9-13 July 2012

This course has been specially designed for those who have already acquired basic setting skills within the jewellery industry and wish to progress to more difficult settings or those who have completed the Stonesetting Introduction course. The tutor will provide you with invaluable expert advice and "tips of the trade" used by experienced stonesetters, you may also bring along problematic castings/rings to discuss possible setting solutions with the tutor. Your course fee includes a set of nine cast silver rings of various styles with appropriate cubic zirconium stones, which you will work on and practise setting during the course. By the end of the week you will have set stones into a variety settings that you will be able to take home. Additional stonesetting kits may be purchased if desired at a cost of £80. This course does not cover making mounts for stones; this is an entirely different skill using traditional jewellery making techniques which are covered in our Jewellery: Fine Techniques short course. Due to the intensity of this course, student places are limited to eight.

John Russell has worked in the Birmingham jewellery trade for over 40 years, specialising in stonesetting. He has extensive teaching and jewellery industry experience, he regularly teaches specialist short courses and he undertakes private and trade commissions.



Amy Roberts


Successful Silver Soldering

Carlton Campbell

Course fee £160 / Monday 25 June 2012

Soldering silver is an essential technique that can be difficult and time consuming to master successfully. During this one day course you will learn how to prepare the metal (sterling silver) in the correct way by annealing, which types of silver solder and flux are suitable for different types of work, how to make a perfectly fitting form and the use of acid to clean the oxidisation. The tutor will then show you how to produce a neat solder joint and you will then practise soldering metal pieces and cleaning the soldered items ready for polishing. By the end of the day you will have received many 'hints and tips of the trade'. This course is suitable for anyone who would like to learn how to solder with confidence. No previous knowledge of jewellery making is required.

Carlton Campbell has more than 40 years' trade experience as a jewellery mounter, including working for one of the country's leading regalia jewellers who manufacture many bespoke hand-made jewels for large organisations and individuals. His vast industry experience has enabled him develop our jewellery workshops during the last few years, which specialise in instilling confidence and conveying essential practical skills and trade tips to makers, combined with introductions to useful trade suppliers, especially useful for those just starting a new jewellery business.



Surface Patterns & Texture for Jewellery

Richard Witek

Course fee £355 / 11-13 July 2012

Including a surface pattern or texture to your jewellery can enhance the original design to produce a wonderful third dimension or change the way light reflects your work. This three day course will introduce you to a number of techniques that can be used to decorate the surface of precious metal. During the course you will experiment with fusing, metal inlay and the use of engravers, punches and etching and be shown how you can use different hammered textures and creatively use burrs and drills to create your own unique surface embellishments.

Richard Witek has run his own successful jewellery business in the West Midlands for many years; he has more than 30 years of extensive trade experience and industry knowledge as well as a wide range of teaching experience. Richard is often engaged to teach at the School of Jewellery on a variety of courses and projects involving his areas of expertise.

Helen Maciver

Unique Silver Beads from Precious Metal Clay (PMC)

Amy Surman

Course fee £175 / Monday 9 July 2012

Explore the current trend for beaded jewellery by using all forms of Silver Precious Metal Clay (PMC) to create a personal collection of fabulous silver beads which can be threaded onto a bracelet or necklace. PMC is a non-toxic clay-like material made of fine silver particles and organic material which when fired will leave pure silver, suitable for hallmarking. During the course you will learn how to create hollow beads using wood clay and dry construction beads using lump form clay as well as creating texture and pattern using sheet and syringe PMC. You will also learn how to embellish beads with cubic zirconias and how to fire and finish your beads. Creating decorative silver beads will highlight how Precious Metal Clay can be used in an imaginative and innovative way for future jewellery making projects. No previous knowledge of jewellery making is required. A silver PMC materials kit worth £60 is included in the course fee.

Amy Surman is a practising jeweller, trained silversmith and experienced tutor with her own bead shop and jewellery studio in Oxford. She specialises in traditional silver jewellery, precious metal clay, beading and lampwork glass beads in her own contemporary jewellery designs, which has enabled her to develop a range of classes specialising in the use of beads, precious metals, PMC and their combination to create individual one-off pieces.

Ying Hsuan Hsu

Valuation & Appraisal of Jewellery

David Byrne

Course fee £440 / 30 July-3 August 2012

This fascinating and intensive course covers the appraisal and valuation methodology needed to give you the skills to value and appraise all types of jewellery, infill diamonds, enhanced and synthetically treated stones and you will also cover the legal requirements for these valuations. The valuing and pricing of mounts will also be included in the programme, and the *The Valuers Guide* will be used. You will be shown how to assess gemstone colour and how to apply the grading to universal pricing of all gemstones and pearls. Course notes will be provided for all sessions and you will have the opportunity to compile working notes which will be explained, practiced and used on all valuations. This course presumes knowledge of the jewellery industry, and will be of specific interest to retailers, auctioneers, pawnbrokers and those involved in antiques as it includes instruction, practice and practical hands-on work, enabling you to build a working portfolio.

David Byrne originally studied at the School of Jewellery in Birmingham, he has a Retail Jewellery Diploma and became a Fellow of the Gemmological Association in 1990. David is a member of the Institute of Registered Valuers (IRV) and has worked in the jewellery trade for many years. David is now an independent jewellery valuer, currently working for local Auction Houses as their antique jewellery and silver valuer and he also provides expert insurance valuations for modern jewellery retailers. He also teaches at the School of Jewellery on courses requiring his area of expertise.

William Tsang



Wax Carving & Sculpting to Create Models for Casting: Masterclass

Mark Brayley

Course fee £395 / 23-26 July 2012

During this four day course you will receive intensive practical instruction by the expert tutor on wax carving and sculpting techniques using a wide variety of tools. The tutor will also demonstrate how Milliput can also be sculpted to produce models and how its unique properties differ from wax. This course is an ideal opportunity for creative workers in the jewellery trade, artists/craftspeople or anyone wishing to extend their creative options using Wax or Milliput. During the course you will be working on your own project, therefore it will be necessary for you to bring along at least two ideas for a miniature carving, jewellery or other small object.

Mark Brayley has run his own model sculpting and carving business for more than 20 years and is one of the UK's most renowned sculpture artists specialising in one-off commissions especially for the jewellery industry. Mark has visited many European heritage sites in search of inspiration, he uses a variety of media for his sculptures and he regularly teaches on our summer short courses.

Young Jewellery Genius?

Zoe Phillips


(Age 16-18 only)

Course fee £550 / 2-6 July 2012

If you are 16-18 years old, this five day course is an exciting opportunity for you to explore your potential as a prospective jeweller. At the beginning of the course you will consider the jewellery design process, then with tutor guidance you will be encouraged to use a selection of jewellery making techniques such as filing, sawing, cutting and simple shaping to create one or more pieces of jewellery, utilising a variety of materials such as base metal, textiles, plastic and found objects, also a small amount of silver. By the end of the course you will have gained a basic insight into the creative process and skills required for this rewarding occupation. Materials are included in the course fee and tools will be provided. You are encouraged to bring in favourite found objects to use in the making process. This short course is an ideal taster for those who are considering pursuing further education or a career in the jewellery industry.

Important notes:

- Your reservation and course fee payment must be made by a parent or guardian on your behalf.
- You must make your own travel arrangements to and from the School of Jewellery.
- Course workshop hours 10am to 5pm.
- Please bring a packed lunch, there is no cafeteria at the School but there are vending facilities.



Laura Harvey

Course Name

Antique Jewellery Revealed
Bead/Pearl Threading and Knotting: An Introduction
CAD Rhino: An Introduction
Creative Metal Forming with the Hydraulic Press
Creative Microfolding, Foldforming and Argentium Silver
Colourful Resin Jewellery: Cold Enamel, Mould Making & Casting
Decorative Colourful Bangles: An Introduction to Polymer Clay
Diamond Awareness
Enamelling: One day Introduction
Enamelling: Exploring Pattern and Texture to Create Impact
Gemmology Basics
Gemstones or Glass - What are you Buying?
Hand Engraving: An Introduction
Jewellery: 4-Day Open Workshop
Jewellery: Making with Silver for Beginners
Jewellery: Catches, Clasps & Clips Masterclass
Jewellery: Fine Techniques Masterclass
Jewellery: Essential Product Knowledge
Jewellery: Illustration for Communication
Keum Boo: Embellish Silver with Gold
Palladium Fabrication & Casting Masterclass
Polishing for Jewellers & Silversmiths Masterclass

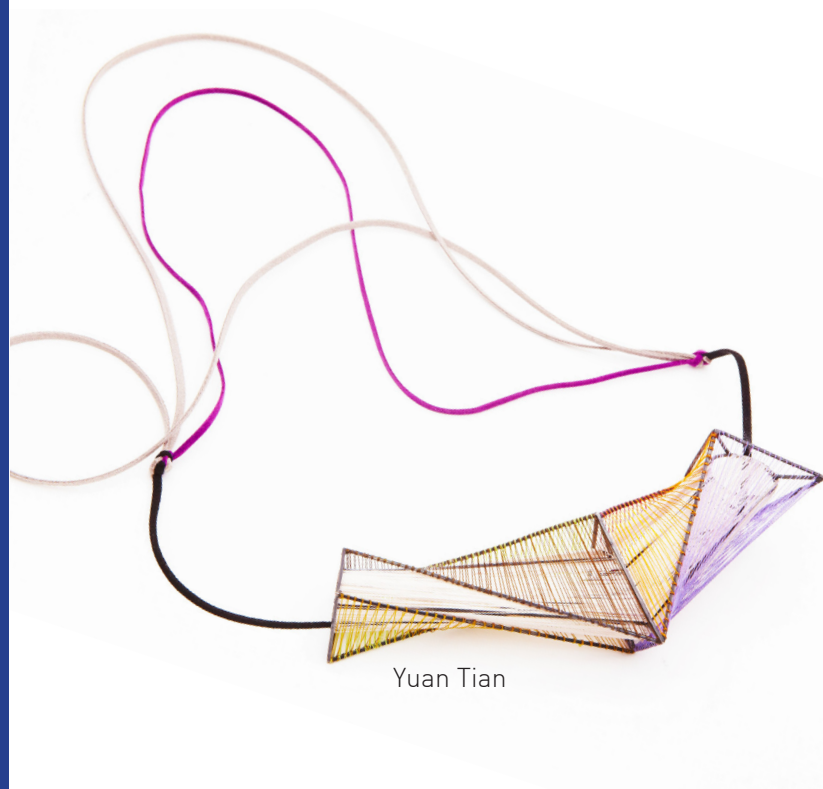
Date	Tutor	Fee
16 & 17 July	David Byrne	£270
23-25 July	Maggie Lambert	£355
30 July - 1 August	Paul Yeomans	£330
2-6 July	Cynthia Eid	£525
9-13 July	Cynthia Eid	£525
30 July-1 August	Clare John	£330
18 July	Carol Blackburn	£160
30 July	Grenville Millington	£160
23 July	Tamizan Savill	£160
24 July	Tamizan Savill	£175
9-11 July	Kate Hopley	£355
24 July	Kate Hopley	£160
16-18 July	Robert Campbell-Legg	£330
26-29 June	Carl Campbell	£395
2-5 July	Katherine Campbell-Legg	£395
16-20 July	Richard Witek	£440
23-27 July	Richard Witek	£440
3 & 4 July	David Byrne	£270
9 July	Zoe Phillips	£160
10 July	K Campbell-Legg	£175
25-27 June	C Ploof & R Drogs (Palladium Alliance Int)	£275
25-27 June	Stephen M Goldsmith	£375

Course List continues overleaf →

Course Name

Polishing Platinum & Palladium Masterclass
Silversmithing (Hand-Raising) 4-Day open workshop
Stonesetting: An Introduction
Stonesetting: Improve your Techniques
Successful Silver Soldering
Surface Patterns and Texture for Jewellery
Unique Silver Beads from Precious Metal Clay (PMC)
Valuation and Appraisal of Jewellery
Wax Carving & Sculpting to Create Models for Casting Masterclass
Young Jewellery Genius? (Age 16-18 only)

Date	Tutor	Fee
28 June	Stephen Goldsmith	£175
26-29 June	Samantha Chilton	£395
2-6 July	Nigel Yates	£495
9-13 July	John Russell	£495
25 June	Carlton Campbell	£160
11-13 July	Richard Witek	£355
9 July	Amy Surman	£175
30 July - 3 August	David Byrne	£440
23-26 July	Mark Brayley	£395
2-6 July	Zoe Phillips	£550



Yuan Tian

Reservation Information & Booking Conditions

Making a course reservation

Reserve your course place by telephoning us on 0121 248 4584 to advise your credit/debit card details.

Course fee payments need not be paid to us immediately, however by giving us your card details you are agreeing to pay the course fee in full and attend your chosen course. We will take a payment from your card once we know your course will definitely proceed (May/June time depending on your course date) and we will advise you by email when we intend to do this. This deferred payment applies only to payments made by credit /debit card.

Short Course office opening hours:

Mon/Tue/Thurs 9am to 2.30pm

Place allocation

Course places are allocated on a first come first served basis. Course content may vary slightly from that described in this brochure in order to cater for individual students needs. **Please note** we cannot reserve you a place on any of the courses until we are in receipt of your payment details.

Booking conditions

a) Your course may be cancelled if there are not enough reservations to make it viable.

Should this occur you will be notified at least four weeks before the course start date. Should we need to cancel your course for any reason we will telephone you immediately and refund your course fee in full if a payment has already been taken.

Please be aware we cannot accept any responsibility for travel or accommodation arrangements you may have made should a course cancellation occur. If you think you may be affected by this you should contact your insurance broker for advice about personal insurance coverage.



Zoey Mok

b) If you need to cancel your course reservation you must give us a minimum of four weeks' notice before the course start date in writing or by email. A £175 cancellation fee is applicable to all courses, however if your course fee is less than £175, your cancellation fee will be the same cost as your course fee.

The cancellation fee will be deducted from your refund or charged to your credit /debit card if you have not yet made a card payment. No refunds will be given for cancellations of less than four weeks' notice, we may however be able to transfer your reservation to an alternative course, availability permitting.

Once your course is established as viable to proceed we will send you a letter or email confirming all the details and you will also receive:

- A map of the area
- Student tools/materials list (if applicable)
- Local supplier list for tools/materials (if applicable)
- Local Hotels/ Apartments list. We are sorry, but we are unable to provide accommodation for short course students.

Tools/materials

Many courses are of a practical nature, therefore you should make allowance for the additional cost of purchasing hand tools and/or materials if necessary, this is dependent on the individual project you have chosen to do, the course content or both. If tools or materials are required for your course a student tool/materials list will be compiled by the tutor and sent to you in advance.

In some cases materials or kits will be supplied by the tutor. If this is applicable to your course you will pay for them prior to the course and retain these, alternatively you may need to make a local purchase with the tutor's assistance. This information this will be sent to you approximately four weeks or earlier than the start date of your course.

Small hand tools are not readily available from the School, all students should bring their own if they have them (eg. Pliers, Files, or Piercing Saw, etc.)

Travelling to the School

A map of the local area will be supplied in advance.

By Rail: Birmingham New Street, Snow Hill and Moor Street Stations are around a five minute taxi ride to the School. There is a train available direct from Moor Street station (a five minutes walk from New Street Station) to the Jewellery Quarter Station.

By Bus: Take the 101 from Livery Street by Snow Hill Station or Colmore Row by Victoria Square and get off at the 'The Clock' Frederick Street, Jewellery Quarter.

By Road: M6 to Junction 6 follow the A38/M5 to Junction 3, follow the A456 then the A450/M42 join M6 to Junction 6.

Parking: There is no parking available on site, however there is a multi-storey car park located on Vyse Street (B18 6LP) which is a two minute walk to the School, or pay and display parking on local roads.

Contact details

Dawn Meaden-Johnson,
Short Course Co-ordinator

Tel: +44 (0) 121 248 4584
Mon/Tue/Thurs 9am to 2.30pm
E: dawn.meaden-johnson@bcu.ac.uk

Birmingham City University
Birmingham Institute of Art & Design
School of Jewellery
Vittoria Street
Birmingham
B1 3PA
England.

Useful Websites

www.schoolofjewellery.co.uk
www.jewellery-innovation.co.uk
www.bcu.ac.uk/biad

www.visitbirmingham.com
www.the-quarter.com
www.jquarter.org.uk

Students with disabilities

Birmingham City University's Disability Service aims to enable students with disabilities or learning support needs to make the most of their time at university.

We regard disclosure of a disability as a positive thing and think it is important that you feel you can tell us about any disability you may have so we can try to support your individual needs.

If you have not made us aware of your disability or you feel you may have a disability please contact the Disability Service on 0121 331 5128 or email us at disability@bcu.ac.uk Alternatively you can discuss this with our advisor when booking your short course place.



Grace Page

Employability statement

Birmingham City University is committed to preparing students for successful employability and professional careers. We have an innovative approach to employability that will help you obtain an interesting and well paid graduate job. Read our Employability Statement to find out more:

www.bcu.ac.uk/courses/employability-statement

Equal Opportunities

Birmingham City University promotes equality of opportunity in every aspect of its provision. For full details of our Equal Opportunities Policy, please visit www.bcu.ac.uk

Heritage

Our contribution to the education of the citizens of Birmingham and beyond stretches back through a succession of predecessor institutions for over 160 years. We achieved university status in 1992 as the University of Central England, changing our name to Birmingham City University in 2007, reflecting our commitment to, and pride in, our home city.

The images used throughout this brochure do not necessarily represent the adjacent course text, however they do depict student work.



Legal information

This information is intended as a general guide to the University's courses and facilities and forms no part of any contract between you and the University. Although reasonable steps are taken to provide the courses as described, the University cannot guarantee the provision of any course or facility. Any course may be altered or withdrawn owing to circumstances beyond the University's control. It is strongly recommended that prospective students contact the relevant faculty or visit the University website to obtain the most up-to-date course information.

For full terms and conditions please log on to;
www.bcu.ac.uk/about-us/policies-and-procedures

Brochure design

Elizabeth Raby, Rebecca Reeve and Hannah Pritchett, students of BA(Hons) Visual Communication Birmingham Institute of Art & Design, Birmingham City University.

Contact us:

Dawn Meaden-Johnson

Short Course Co-ordinator

dawn.meaden-johnson@bcu.ac.uk

Tel: +44 (0)121 248 4584

Mon/Tue/Thurs 9am to 2.30pm

www.schoolofjewellery.co.uk

www.bcu.ac.uk/biad

Birmingham City University
Birmingham Institute of Art & Design
School of Jewellery
Vittoria Street
Birmingham
B1 3PA
England

